

**HOFMANN®** 

# *geoliner®* 790



**PRECISION WHEEL ALIGNMENT**

**ENGINEERING UNLEASHED™**

## geoliner® 790

### THE ULTIMATE IN PRECISION ALIGNMENT

The geoliner® 790 is ideal for drive-through alignment bays, providing flexible installation, usage and mobility options. It is equipped with Pro42 PLATINUM Software, a high-resolution software programme with all the required functions in a one-touch programme format. The geoliner® 790 helps technicians perform precise, effective alignments. Patented digital camera tracking automatically adjusts to the height of the vehicle, quickly and accurately tracking the small, lightweight targets. An optional mobility kit allows the wheel aligner to freely move, so technicians can more easily perform wheel alignments in different service bays and yield professional results.



#### DRIVE-THROUGH DESIGN

Allowing technicians to set the towers apart at an optimal distance enables the dual-tower design to handle vehicles with larger frames, while freeing up space in front to conduct other operations such as ADAS calibration.

#### MOBILITY KIT (OPTIONAL)

The optional mobility kit allows for easy relocation of the XD camera alignment towers within the shop, giving the ability to move between bays or out of the way, as needed.

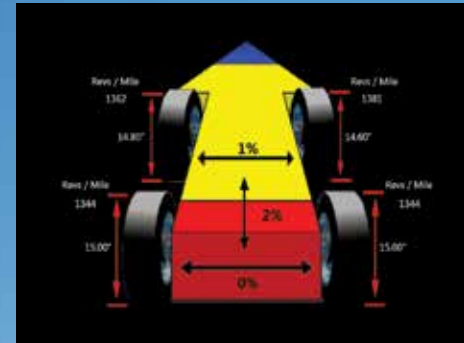
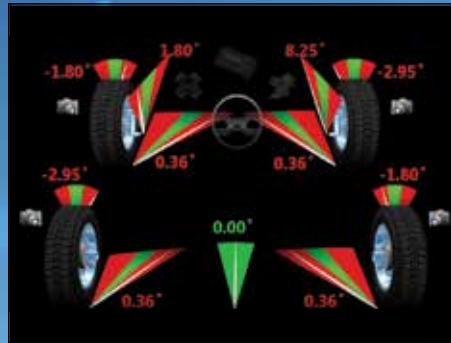
#### AUTO HEIGHT TRACKING

Camera tracking is done automatically, eliminating the need for readjusting the camera after the lift has been raised. Simultaneously, a third camera performs continuous calibration to maintain maximum precision.

## ULTIMATE SOLUTION FOR PRECISE WHEEL ALIGNMENT

### PRO42 PLATINUM SOFTWARE

The productivity enhancing Pro42 PLATINUM software features automated caster sweep, help videos, rolling radius, cross diagonal, A-arm and cradle adjust, EZ-Toe™, EZ Access and Quick Align Check, plus the advanced measurement feature which includes ProAckerman, graphical caster trail, scrub radius and SAI as well as input of vehicle ride height. The software allows integration with a wide variety of shop management software such as asanetwork.



### ADJUSTMENTS

EZ-Toe™, A-Arm, Cradle, Single Tie Rod, Drag Link, Toe Curve, Elevated, Camber @ Zero Toe, Parts Calculator, Parts & Tools, Wheels Off.

### MEASUREMENTS

Caster Trail, SAI, Max Turn, Toe out on turns, Scrub radius, Pro-Ackerman, Manual Ride Height, TIP Target Ride Height, Frame Angle, ROMESS (Optional), On-Demand Ride Height.



### OEM AFTERMARKET PROCEDURES

Advanced software offers instant access to real-time aftermarket OEM-recommended adjustments and repair information, as well as the correct clamps required for precise, OEM-specified wheel alignment service.



### ADVANCED DIMENSIONS

Includes Cross Dimensions measurements to identify frame or structural damage before alignment adjustments are made, and Wheel Diameter to identify mismatched tyre sizes, a potential cause of vehicle pulling and drive train damage.



### EZ-TOE™

Our advanced software makes it easy to quickly and accurately measure toe angle, allowing technicians to turn the wheel to access challenging adjustment points without using a steering wheel holder.



## XD CAMERA TECHNOLOGY


Cutting-edge high-definition video speed cameras continuously monitor the alignment process and instantly detect common environmental conditions or vehicle issues with the potential to cause misalignment.

## CUSTOMISABLE ALIGNMENT PROCEDURES

Adjust the alignment procedure flow with little or no effort, by selecting the steps required to match your shop's custom needs.

## AUDIT MODE

Scan every vehicle with our unique Audit Mode function which performs a fast verification of the vehicle by measuring the front and rear toe, track width, camber, wheelbase, wheel diameter and cross dimensions. This will help identify any alignment problems so you can sell more services and keep your aligner operating at full-service to increase your shop's revenue.



## AC400 CLAMPS



Clamp attaches to the tyre with limited clamping force without touching the rim for a safe, fast and consistent placement every time.

## AC100 CLAMPS



Fast and easy to use with self-centring design, two-sided claws provide reliable clamping, even over hub caps.

## RIDE HEIGHT MEASUREMENT



Eliminate manual data entry, speed up measuring, and increase accuracy using our specially designed, optional Ride Height Targets.

### TECHNICAL SPECIFICATIONS

Track Width	48-96"   122-244cm
Tyre Diameter - AC400	19-39"   48-99cm
Rim Size - AC100	11-22"   28-56cm
Power Supply	100-230V 50/60Hz

### STANDARD ACCESSORIES

Two Wheel Chocks	Brake Pedal Depressor
Steering Wheel Holder	Colour Printer

### FIND A DISTRIBUTOR

AUSTRIA  
+43 2641 24524

FRANCE  
+33 134 48 58 78

GERMANY  
+49 8634 622 0

ITALY  
+39 0522 733 411



Snap-on® Total Shop Solutions offers a wide range of garage equipment solutions for workshops, garages, car dealers and tyre shops, thanks to the specific solutions provided by its portfolio of premium brands. Hofmann® is a brand of TSS and is committed to product innovation and improvement. Therefore, specifications listed in this sell sheet may change without notice. ©2024 Snap-on Incorporated. Hofmann® is a trademark, registered in the United States and other countries, of Snap-on Incorporated. All rights reserved. All other marks are marks of their respective holders. sswa23036 (EU en) 3/2024